













ZÁBAVNÉ HRY A CVIČENÍ PRO PŘEDŠKOLNÍ DĚTI

1. Dokážeš napodobit pohyb?

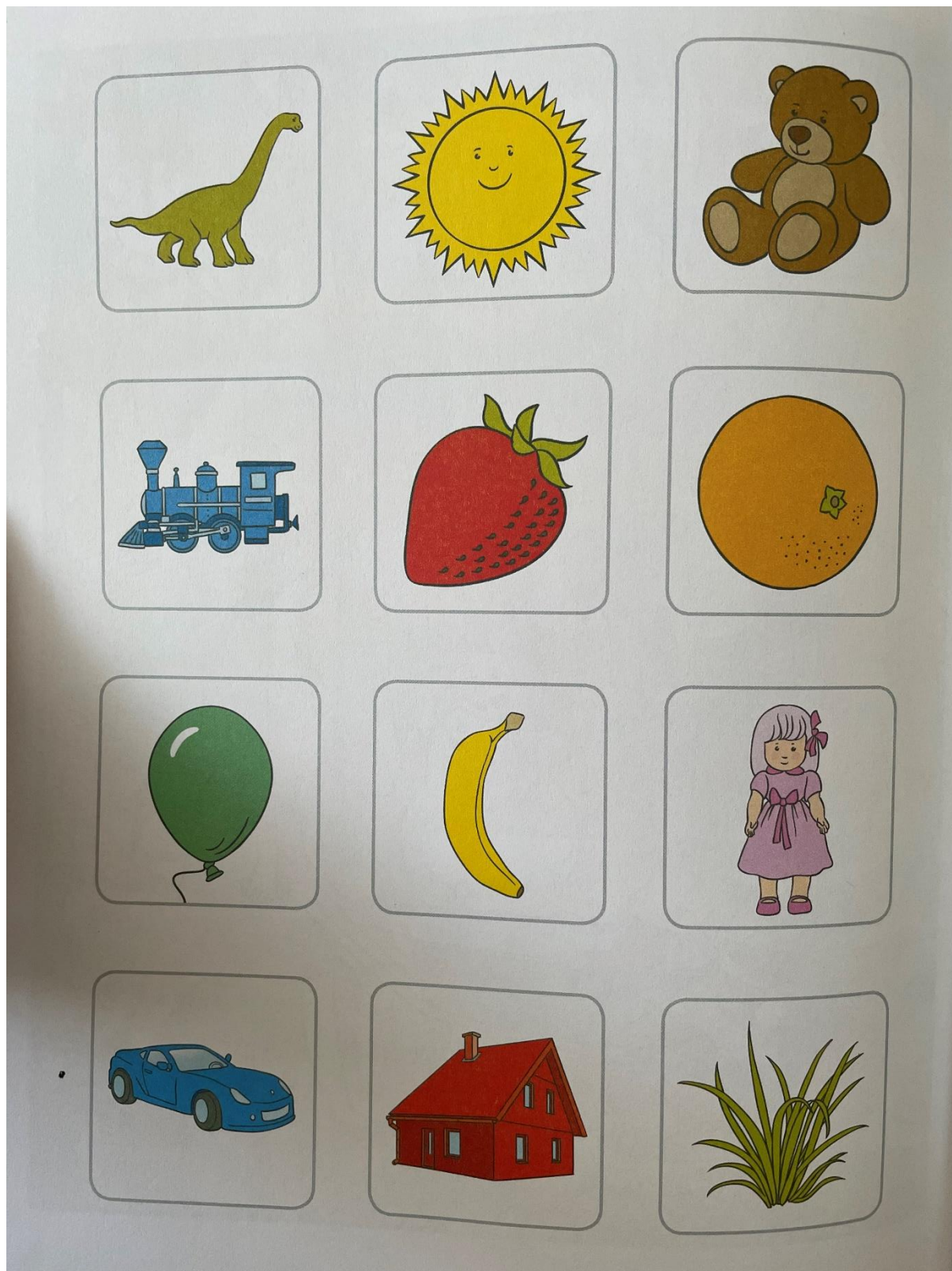
Dospělý nejprve dítěti pohyb předvede, poté již stačí jen slovní pokyn.

	Zadupej nohama (udělej dupy, dupy).		Zatahej se za vlasy.
	Zatoč se dokola (udělej toči, toči).		Zakývej hlavou ze strany na stranu (udělej bim bam hlavou).
	Zatleskej rukama (udělej paci, paci).		Poskoč (udělej hop, hop).
	Kopni nohou (udělej kop).		Zdvihni ruce nad hlavu (udělej, jak jsi veliký).
	Ukaž, jak tancuješ (udělej tany, tany).		Zaťukej prstíky. Ťuk, ťuk, ťuk.



3. Znáš barvy?

Říkej, jakou barvu mají obrázky. Příklad: „To je hnědý medvídek.“





4. Kde je žabka?

Říkej celou větou, kde je žabka. Příklad: „Žabka je před domečkem.“ Nebo „Žabka je za domečkem.“

The grid contains 14 illustrations of a wooden house on stilts with a ladder. The frog is located in various positions relative to the house:


- Row 1: Frog on the ground in front of the house; Frog on the left side of the ladder; Frog on the roof.
- Row 2: Frog on the roof; Frog on the ground behind the house; Frog on the right side of the ladder.
- Row 3: Frog on the ground in front of the house; Frog jumping in the air above the house; Frog inside the house.
- Row 4: Frog on the ground between two houses; Frog jumping in a circle on the ground in front of the house.



5. Přečti jednoduché věty (jednotné číslo)



TO




JE



PES.



TO




JE




MYŠ.



TO




JE



AUTO.



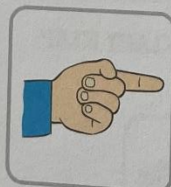
TO




JE



MÁMA.



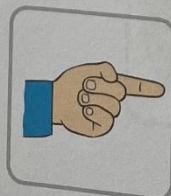
TO




JE



TÁTA.



TO



JE



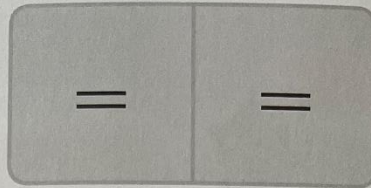
BÁBA.




6. Přečti jednoduché věty (množné číslo)



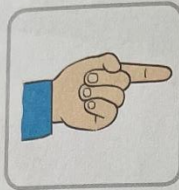
TO



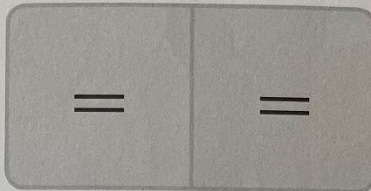
JSOU



KOČKY.




TO




JSOU




BOTY.



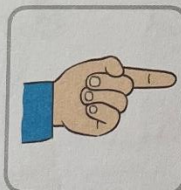
TO




JSOU



KALHOTY.




TO




JSOU



BÁBY.



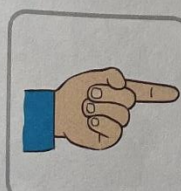
TO




JSOU



DĚTI.



TO









JSOU



NŮŽKY.



7. Na závěr si zazpívej písničku a u toho se nezapomeň hýbat! 😊 Procvičíš si zde části těla.

			
HLAVA,	RAMENA,	KOLENA,	PALCE,
			
KOLENA,	PALCE,	KOLENA,	PALCE.
			
HLAVA,	RAMENA,	KOLENA,	PALCE,
			
OČI,	UŠI,	PUSA,	NOS.